

: (1) PERCENTAGE %

2025

2,010

	0-25	26-50	51-100	100
	3	0	0	0
	5	20	14	1

2025 8

8 ISO 37301

2025

1922

9

2025

3

2024		8		2025		:	
						1. 2. 3.	
						ISO 27001	
/							
		2025		69,910		352,850	
			10,817	71,779			







PCB/

(SER) RBA

RBA VAP

(:)



100%

+


(

/

DEI 3B(:Build Build Borrow)



			2025	1,754	83%
			2025	:	
				152,670	99,470
			2025	(3 9)	
			+APP		
			ISO 37301	2021	
			42		
		:			
		:			
		:			
				SAP	
			1-2		
					IFRS S1/S2



2025 ISO 31000:2018
)
2025

2026



(1)

(2)

(3)

(4)

3%



4.

I.

	1.
	2.
	3.
	4.
	5.
	6.
	7.
	8.
	9.
	10.
	11.
	12.
	13.

II.

I.

-

II.

- -

III.

--	--	--	--

--	--	--	--

IV.

--	--	--	--

Operational

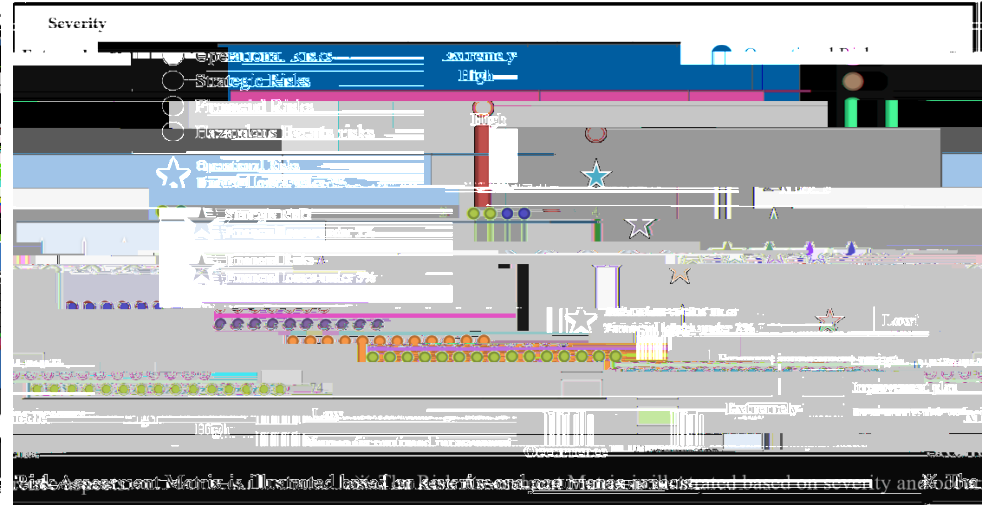
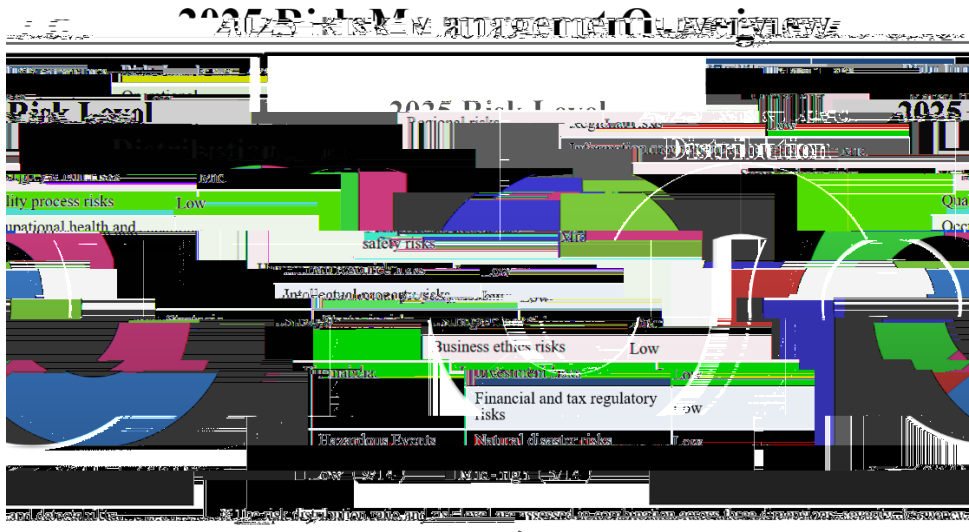




			-
			-



2025 Risk Assessment Matrix



The Risk Assessment Matrix is formulated based on Risks and non-financial risks based on severity and